

Published with Open Access at **Journal BiNET**

Vol. 08, Issue 02: 726-733

**Journal of Bioscience and Agriculture Research**Home page: [www.journalbinet.com/jbar-journal.html](http://www.journalbinet.com/jbar-journal.html)

## Performance and productivity of boro rice varieties cultivated in saline area of Satkhira

M. E. Hossain<sup>a</sup>, A. N. A. Haque<sup>a</sup>, M. E. Haque<sup>a</sup> and Lee Heng<sup>b</sup>

<sup>a</sup>Soil Science Division, Bangladesh Institute of Nuclear Agriculture, BAU Campus, Mymensingh-2202, Bangladesh

<sup>b</sup>Soil and Water Management & Crop Nutrition Section, Joint FAO/IAEA Division of Nuclear Techniques in Food and Agriculture, IAEA Laboratories Seibersdorf, Vienna, Austria

✉ numerybau@gmail.com (Haque, A. N. A.), ☎ +88-01833662527, Published: 14 May 2016

### ABSTRACT

*A field experiment was conducted with Boro rice (cv. Binadhan-10 and BRRIdhan 28) at Kaligonj, Satkhira to evaluate performance of two rice varieties under different nutrient management practices in a saline soil. The rice varieties, such as BRRIdhan 28 and Binadhan 10 were tested under 3 levels of nutrients ( $T_1$ = Recommended dose of N, P, K, S, Zn,  $T_2 = T_1 +$  additional Gypsum @ 125 Kg ha<sup>-1</sup> and  $T_3 = T_1 +$  additional Gypsum @ 190 Kg ha<sup>-1</sup>) and the treatments were assigned in a split plot arrangement with 3 replications. The study revealed that different rice varieties and nutrient levels along with their interaction have significant effect on growth and yield of rice. Effect of varieties found highest for grain (6.38 t ha<sup>-1</sup>) and straw (6.60 t ha<sup>-1</sup>) yield in case of Binadhan-10 and considering the mean effect of different nutrient level is insignificant for both varieties. Due to interaction effect of both variety and nutrient levels, the maximum grain yield was found as 6.61 t ha<sup>-1</sup> under the treatment combination  $V_2T_2$  i.e. Binadhan-10 along with recommended dose of N, P, K, S and Zn with 125 kg gypsum ha<sup>-1</sup>. Between these two varieties Binadhan-10 showed better performance compared to BRRIdhan 28 at saline condition.*

**Key Words:** Salinity, BRRIdhan 28, Binadhan-10, Boro rice and Gypsum

**Cite article:** Hossain, M. E., Haque, A. N. A., Haque, M. E. & Heng, L. (2016). Performance and productivity of boro rice varieties cultivated in saline area of Satkhira. *Journal of Bioscience and Agriculture Research*, 08(02), 726-733.



Article distributed under terms of a Creative Common Attribution 4.0 International License.

### I. Introduction

Rice is one of the most important food crops feeding for more than one third population of the world (Tania et al., 2014). Soil erosion, salinization, water stagnation and human settlements reduce rice cultivation area in an alarming speed in many countries (Maclean et al., 2002). Every year Bangladesh subjected to several types of disaster, these are generate environmental problems (Haider and Hossain, 2013). Salinity is one of the major constrains for crop production especially in the southern part of Bangladesh. Sea level rise affects coastal agriculture, especially rice production in two ways, one is salinity intrusion degrades soil quality which in turned into reduced rice production and another is when the rice fields are converted into shrimp ponds, total rice production decreases

accordingly (Sarwar and Khan, 2007). The larger area of south western district of Bangladesh are affected by salinity problem which is extended further by area and intensity after occurring of destructive cyclones called Aila and Sidr. According to the observation in the southern part of the country, degree of salinity is comparatively higher in the dry season and lower level of salinity found in wet season. The increasing trend of salinity with time found from the month November-December until the set of monsoon rain. Generally lower salinity levels observed in the month of July-August due to the rain water which causes lowering down of the salt concentration (Rashid and Shama, 2014).

The farmers are facing a major problem of salinity in crop production at Satkhira. In the study area, farmers irrigate their crop land by stored surface water and ground water by shallow tube well. In the southern part of the Bangladesh, farmers grow a popular high yielding Boro variety BRRI dhan28 in saline areas with a lower yield compared with that grown in non saline areas (Rashid and Shama, 2014). Due to the variable physiological mechanism of adjusting to osmotic pressure, rice varieties differ in response to the salinity level and considering growth stages of rice, the young seedlings and flowering plants are much sensitive in comparison to vegetative stage i.e. tillering (Flower and Yeo, 1981). Considering the salinity problem in crop production, Bangladesh Institute of Nuclear Agriculture (BINA) released a salt tolerant modern rice variety Binadhan-10, which can tolerate salinity up to 8-10 dS m<sup>-1</sup> (BINA, 2012). Therefore, a study was conducted to observe performance and productivity of the salt tolerant variety (Binadhan-10) in comparison to a widely cultivated high yielding variety (BRRI dhan28) along with different nutrient management practices in saline area, so that the local farmers can adopt suitable variety in salinity stress condition.

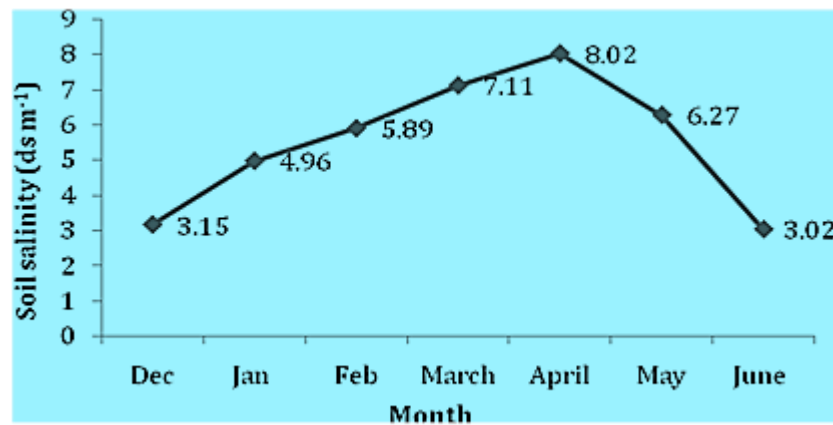
## II. Materials and Methods

The experiment was conducted at farmers field in Kalikapur village under the Kaliganj upazila of Satkhira (22°27'N latitude and 89°2.5'E longitude) during the Boro season of 2015 (January to May, 2015). The land belongs to AEZ 13, Ganges Tidal Floodplain and the soil was silty clay loam in texture, having pH 6.35, total N 0.11%, % Organic carbon 0.96, available P 6.0 ppm, available K 73.54 ppm and available S 12.50 ppm (Table 01).

**Table 01. Physio-chemical properties of the initial soil sample**

Characteristics	Value
<b>Physical characteristics</b>	
% Sand	22.14
% Silt	46.00
% Clay	31.86
Textural class	Silty clay loam
<b>Chemical characteristics</b>	
EC ( dsm <sup>-1</sup> )	7.86
pH	6.35
Organic carbon (%)	0.96
Total N (%)	0.11
Available P (ppm)	6.0
Exchangeable K (ppm)	73.54
Available S (ppm)	12.50

The salinity leve of initial soil was 7.86 dSm<sup>-1</sup>; that considered as very slight saline to slight saline soil (Sinha et al., 2014). Monthly soil salinity data of the field area under this study presented in the figure 01.



**Figure 01. Soil salinity levels(dS m<sup>-1</sup>) of field during growing season of rice.**

EC value (dSm<sup>-1</sup>) ranged between 3.02 and 8.02. Trend showed that the salinity of soil increases from December (3.15 dSm<sup>-1</sup>) to April (8.02 dSm<sup>-1</sup>) and then decreases to 3.02 dSm<sup>-1</sup> in the month of June; this might be due to the rainfall which causes lowering the salt concentration of soil. The experiment was laid out in a split-plot design with three replications, where two varieties of rice were assigned in main plots viz. V<sub>1</sub>: BRRIdhan28, V<sub>2</sub>: Binadhan-10 and three nutrient levels were assigned in sub-plots viz. T<sub>1</sub>= Recommended dose of N, P, K, S and Zn, T<sub>2</sub> = T<sub>1</sub> + additional Gypsum @ 125 kg ha<sup>-1</sup>, T<sub>3</sub> = T<sub>1</sub> + additional Gypsum @ 190 kg ha<sup>-1</sup>. Full dose of TSP, MoP, Zinc sulphate and Gypsum were applied during final land preparation (BARC, 2012). Urea was applied in three equal splits at 10 days after transplanting (DAT), 25 DAT (maximum tillering stage) and 40 DAT (panicle initiation stage or booting stage). Tillage and intercultural operations and other management practices were performed as when required. The crop characters - plant height, panicle length, number of tiller hill<sup>-1</sup>, number of grains panicle<sup>-1</sup> and grain and straw yield data were recorded at maturity during rice harvest. The analysis of variance for every crop characters and yield was done following the principle of F-statistics using MSTAT-C software and the mean results in case of significant F-value were adjudged by the Duncan's Multiple Range Test (DMRT) at 5% level of significance.

### III. Results and Discussion

#### Plant height

Plant height of the two varieties measured at maturity. From the Table 02, it was observed that plant height of the crop influenced by variety. The tallest plant (93.70 cm) was observed in Binadhan-10 and shortest (80.69) in BRRIdhan 28. Considering the mean effect of nutrient levels (Table 03) in case of plant height was insignificant. In combined effect variety and nutrient levels tallest plant (97.40 cm) was found in Binadhan-10 with recommended fertilizer dose (RFD) and shortest (80.23 cm) found in BRRIdhan28 with RFD and additional Gypsum @ 190 kg ha<sup>-1</sup> (Table 04). Soil salinity is considered as one of the major factors that reduce plant growth in many regions in the world. Soils in the arid and semiarid regions have excessive concentrations of soluble salts, which adversely affect plant growth. According to [Mahmood et al. \(2009\)](#) plant height of rice reduced with increasing salinity levels. But the highest plant height was recorded in Binadhan-10 compared to BRRIdhan28 because of salt tolerance character.

#### Panicle length

Salinity at the reproductive stage significantly reduces fertility, panicle length (PL) and the number of primary branches per panicle ([Singh et al., 2010](#)). A significant reduction and stunted growth of rice panicle also mentioned by [Joseph and Mohanan \(2013\)](#). From the Table 02, it was observed that the length of the panicle varied significantly. Binadhan-10 produced longer panicle (24.60 cm) compared to BRRIdhan28 (20.97 cm). In the different nutrient levels (Table 03) the length of the panicle varied from 22.35 to 23.31 cm which were insignificant among all three treatments. In case of combined

effect of variety and nutrient levels (Table 04), treatment combination  $V_2T_1$  i.e., Binadhan-10 with recommended fertilizer dose (RFD) produced longest panicle (25.37 cm) which is similar to  $V_2T_2$  (Binadhan-10 and RFD with additional Gypsum @ 125 kg ha<sup>-1</sup>). Yeo and Flowers (1986) found that, during reproductive stage of development; salt tolerant genotypes avoid excess salt stress which causes less salt concentration in flag leaves and resulting panicle growth. Due to the salt tolerant characteristic of Binadhan-10 produced longer panicle length.

### Number of tiller hill<sup>-1</sup>

Tillering is an important agronomic trait in rice for the production of grain as well as a model system for the study of branching in monocotyledonous plants. Based on Table 02, the variety Binadhan-10 produced significantly higher number of tiller (20.57) compared to BRRI dhan28 (17.46). In the mean effect of nutrient levels (Table 03) influence significantly number of tiller per hill, the treatment  $T_3$  (RFD with additional Gypsum @ 190 kg ha<sup>-1</sup>) produced highest number of tiller (19.90) which is similar to  $T_2$  (RFD with additional Gypsum @ 125 kg ha<sup>-1</sup>). From the interaction of variety and nutrient levels (Table 04),  $V_2T_2$  (Binadhan-10 and RFD with additional Gypsum @ 125 kg ha<sup>-1</sup>) produced highest number of tiller per hill and lowest in  $V_1T_1$  (BRRI dhan28 with RFD). Earlier Zeng et al. (2002) observed tiller number/plant were reduced with increasing salinity but Binadhan-10 performed better in salt stress condition. Mahmood et al. (2009) found that the number of tillers plant<sup>-1</sup> was significantly reduced with increasing salinity. Similar results were also observed by Motamed et al. (2008) where salinity significantly affected the number of tillers in rice.

### Number of grain panicle<sup>-1</sup>

According to Khatun et al. (1995), salinity delayed flowering, reduced the number of productive tillers, the number of fertile florets per panicle, grain weight. The number of grain per panicle varied with variety (Table 02). Binadhan-10 ( $V_2$ ) produced highest number of grain per panicle (118.32) and lowest (109.18) was found in BRRI dhan28 ( $V_1$ ). There was no significant effect in grain per panicle was found in different levels of nutrient and variety (Table 03). In case of combined effect of variety and nutrient levels (Table 04), treatment combination  $V_2T_2$  (Binadhan-10 and RFD with additional Gypsum @ 125 kg ha<sup>-1</sup>) produced highest number of grain 121.65 which is similar to  $V_2T_3$  and lowest found in  $V_1T_2$  (BRRI dhan28 and RFD with additional Gypsum @ 125 kg ha<sup>-1</sup>). Salinity decreases yield through decreasing filled grains per panicle. Reducing seed set in the panicle, possibly as a consequence of decreased pollen viability or decreased receptivity of the stigmatic surface, or both, has been reported by Abdullah et al. (2001). Rising of salinity level during growth stage of rice retards grain formation reported by Hassan et al. (2012).

### Grain yield

Yield is a very complex character which comprise of many components and these yield components are related to final grain yield which are also severely affected by salinity (Aisha et al., 2005). Due to difference in variety, the grain yield of rice varied significantly (Table 02). The highest grain yield (6.38 t ha<sup>-1</sup>) produced by the variety Binadhan-10 ( $V_2$ ) where BRRI dhan28 ( $V_1$ ) produced 4.69 t ha<sup>-1</sup>. The mean effect of nutrient levels did not show any significance in grain yield production (Table 03), it is varied between 5.45 to 5.63 t ha<sup>-1</sup>. Considering the interaction effect, treatment combination  $V_2T_2$  (Binadhan-10 and RFD with additional Gypsum @ 125 kg ha<sup>-1</sup>) produced highest grain yield (6.61 t ha<sup>-1</sup>) which is similar to  $V_2T_1$  (4.45 t ha<sup>-1</sup>) i.e., Binadhan-10 with recommended fertilizer dose and lowest grain yield (4.35 t ha<sup>-1</sup>) found in  $V_1T_1$  which is similar to  $V_1T_2$  (Figure 02). In this study, addition of excess gypsum did not significantly affect the grain yield of rice. According to Darwish et al. (2009), salt stress causes much serious damage in many cellular and physiological functions like photosynthesis, water absorption, nutrient uptake, metabolism, root elongation etc. which causes yield reduction. Similar findings also observed by Zeng and Shannon, 2000. Tolerant genotypes had a capability to better nutrient and water absorption which provide maximum leaf area that resulting in better accumulation of photo-assimilate in plant. Binadhan-10 performed better over BRRI dhan28 in grain production due to its salinity tolerance capacity.

## Straw yield

The significant differences between cultivars have been observed in rice tolerance to salinity both in vegetative and reproductive stages (Eynard et al., 2005). Siddique et al. (2015) mentioned that reduced straw yield under salinity condition might be due to inhibited photosynthesis under salinity stress that caused less amount of nutrient uptake by the plant. From the Table 02, it was observed that the straw yield of rice differed with variety. The highest straw yield produced by Binadhan-10 (7.93 t ha<sup>-1</sup>) as compared to BRRI dhan28 (6.06 t ha<sup>-1</sup>). The mean effect of nutrient levels did not show any significance over straw yield (Table 03). Considering the combined effect of variety and nutrient levels (Figure 03), the highest straw yield (8.02 t ha<sup>-1</sup>) observed in the treatment i.e., Binadhan-10 with RFD followed V<sub>2</sub>T<sub>2</sub> (Binadhan-10 and RFD with additional Gypsum @ 125 kg ha<sup>-1</sup>) and lowest (5.66 t ha<sup>-1</sup>) found in the treatment combination V<sub>1</sub>T<sub>2</sub> (BRRI dhan28 and RFD with additional Gypsum @ 125 kg ha<sup>-1</sup>) followed by V<sub>1</sub>T<sub>1</sub>. The main restrictive impact of salinity on the crop growth are attributed to ion toxicity, osmotic shock and nutritional imbalance which causes reduced photosynthesis and physiological disorder (Ali and Awan, 2004), that may causes reduced cell development and differentiation of tissues which retards stem elongation as a result straw yield is reduced.

**Table 02. Variation between two varieties for growth and yield of rice in saline area of Satkhira**

Treatment	Plant height (cm)	Panicle length (cm)	No. of tiller hill <sup>-1</sup>	No. of grain panicle <sup>-1</sup>	Grain yield (t ha <sup>-1</sup> )	Straw yield (t ha <sup>-1</sup> )
V <sub>1</sub>	80.69b	20.97b	17.46b	109.18b	4.69b	6.06b
V <sub>2</sub>	93.70a	24.60a	20.57a	118.32a	6.38a	7.93a
<i>Level of significance</i>	0.05	0.05	0.05	0.05	0.05	0.05
<i>%CV</i>	12.10	7.26	5.41	6.33	9.98	8.56

V<sub>1</sub> = Control (BRRI dhan28), V<sub>2</sub> = Binadhan-10

**Table 03. Main effect of nutrient levels on growth and yield of rice in saline area of Satkhira**

Treatment	Plant height (cm)	Panicle length (cm)	No. of tiller hill <sup>-1</sup>	No. of grain panicle <sup>-1</sup>	Grain yield (t ha <sup>-1</sup> )	Straw yield (t ha <sup>-1</sup> )
T <sub>1</sub>	89.42	23.31	17.95b	111.40	5.45	6.97
T <sub>2</sub>	87.09	22.35	19.18ab	115.05	5.53	6.81
T <sub>3</sub>	85.08	22.69	19.90a	114.80	5.63	7.20
<i>Level of significance</i>	NS	NS	0.05	NS	NS	NS
<i>%CV</i>	12.10	7.26	5.41	6.33	9.98	8.56

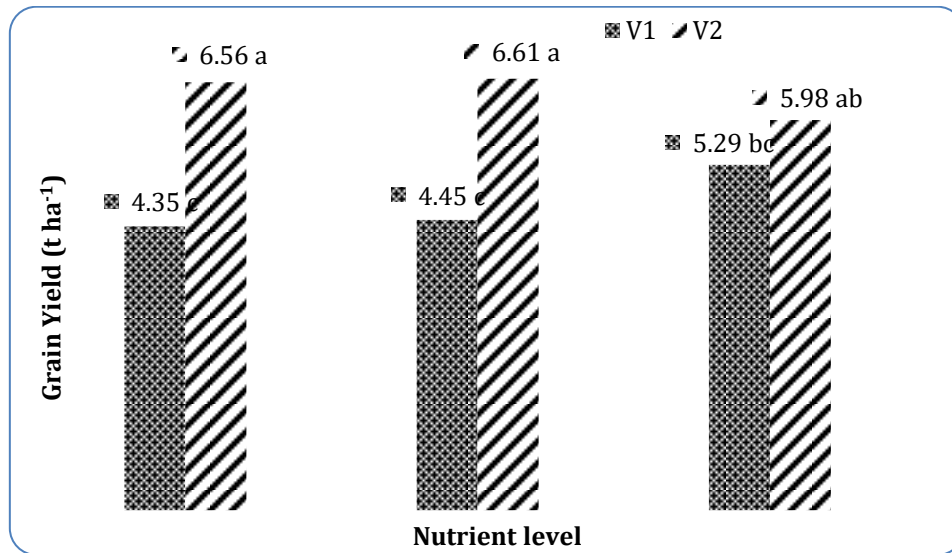
T<sub>1</sub> = Recommended dose of N, P, K, S, Zn, T<sub>2</sub> = T<sub>1</sub> + additional Gypsum @ 125 kg ha<sup>-1</sup>, T<sub>3</sub> = T<sub>1</sub> + additional Gypsum @ 190 kg ha<sup>-1</sup>

**Table 04. Interaction effect of variety and nutrient levels on growth of rice in saline area of Satkhira**

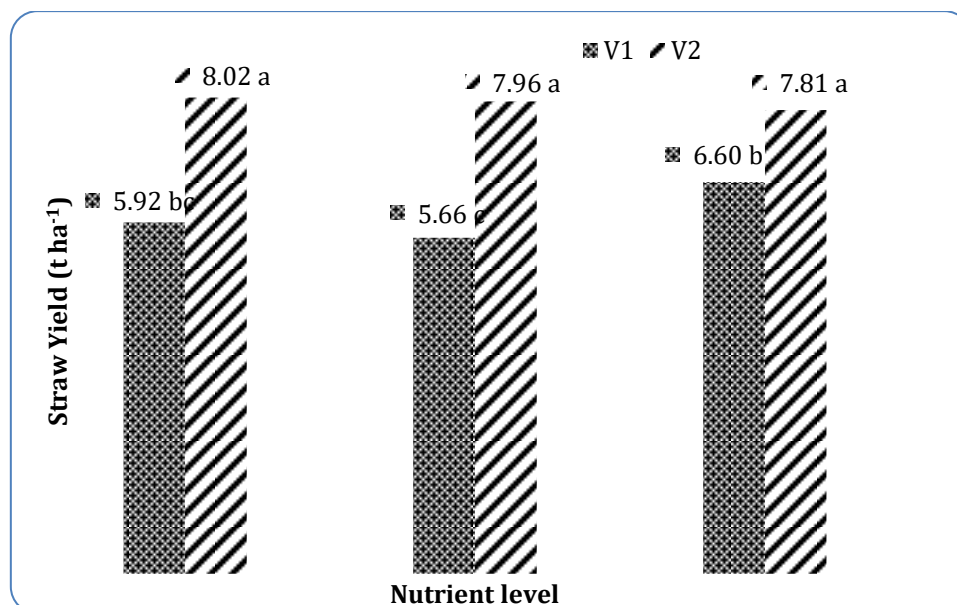
Treatment	Plant height (cm)	Panicle length (cm)	No. of tiller hill <sup>-1</sup>	No. of grain panicle <sup>-1</sup>
V <sub>1</sub> T <sub>1</sub>	81.43d	21.25c	15.75c	109.61c
V <sub>1</sub> T <sub>2</sub>	80.42d	20.33c	17.02c	108.45c
V <sub>1</sub> T <sub>3</sub>	80.23d	21.32c	19.60b	109.48c
V <sub>2</sub> T <sub>1</sub>	97.40a	25.37a	20.15ab	113.20bc
V <sub>2</sub> T <sub>2</sub>	93.77b	24.37ab	21.35a	121.65a
V <sub>2</sub> T <sub>3</sub>	89.93c	24.07b	20.21ab	120.13ab
<i>Level of significance</i>	0.05	0.05	0.05	0.05
<i>%CV</i>	12.10	7.26	5.41	6.33

V<sub>1</sub> = Control (BRRI dhan28), V<sub>2</sub> = Binadhan-10; T<sub>1</sub> = Recommended dose of N, P, K, S, Zn, T<sub>2</sub> = T<sub>1</sub> + additional Gypsum @ 125 kg ha<sup>-1</sup>, T<sub>3</sub> = T<sub>1</sub> + additional Gypsum @ 190 kg ha<sup>-1</sup>





**Figure 02. Interaction effect of Variety and Nutrient levels on grain yield of rice in saline area.**



**Figure 03. Interaction effect of Variety and Nutrient levels on straw yield of rice in saline area.**

V<sub>1</sub> = Control (BRRRI dhan28), V<sub>2</sub> = Binadhan-10; T<sub>1</sub> = Recommended dose of N,P,K,S,Zn, T<sub>2</sub> = T<sub>1</sub> + additional Gypsum @ 125 kg ha<sup>-1</sup>, T<sub>3</sub> = T<sub>1</sub> + additional Gypsum @ 190 kg ha<sup>-1</sup>

#### IV. Conclusion

It was observed that, for salt tolerant characteristic Binadhan-10 performed better in saline condition. Different nutrient management approaches with recommended fertilizer dose gave higher yield of Binadhan-10 compared to BRRRI dhan28. While addition of excess gypsum did not significantly affect the grain yield of rice. So, farmers of salt affected area in Sathkira could prefer Binadhan-10 for better yield and productivity of rice.

#### Acknowledgements

Authors are grateful for financial support of this research by International Atomic Energy Agency (IAEA) Vienna, Austria.

## V. References

- [1]. Abdullah, Z., Khan, M. A. & Flowers, T. J. (2001). Causes of sterility in seed set in rice under salinity stress. *Journal of Agronomy and Crop Science*, 187(1), 25-32. <http://dx.doi.org/10.1046/j.1439-037X.2001.00500.x>
- [2]. Aisha Shereen, Mumtaz, S., Raza, S., Khan, M. A. & Solangi, S. (2005). Salinity effects on seedling growth and yield components of different inbred rice lines. *Pakistan Journal of Botany*, 37(1), 131-139. [http://www.pakbs.org/pjbot/PDFs/37\(1\)/PJB37\(1\)131.pdf](http://www.pakbs.org/pjbot/PDFs/37(1)/PJB37(1)131.pdf)
- [3]. Ali, Y. & Awan, A. R. (2004). Influence of salinity at seedling stage and on yield and yield components of different rice lines. *International journal of biology and biotechnology*, 1, 175-179. <http://agris.fao.org/agris-search/search.do?recordID=PK2004000480>
- [4]. BINA (Bangladesh Institute of Nuclear Agriculture), (2012). Modern Rice cultivation technique for salt tolerant variety, Binadhan-10. Bangladesh Institute of Nuclear Agriculture, Mymensingh-2202, Bangladesh. <http://brri.portal.gov.bd/sites/default/files/files/brri.portal.gov.bd/page/ebfaa7b36c6d4a9faf2a5180740a1f09/3-BRJ.pdf>
- [5]. Darwish, E., Testerink, C., Khalil, M., El-Shihy, O. & Munnik, T. (2009). Phospholipid signaling responses in salt-stressed rice leaves. *Plant Cell Physiology*, 50, 986-997. <http://dx.doi.org/10.1093/pcp/pcp051>
- [6]. Eynard, A., Lal, R. & Wiebe, K. (2005). Crop response in salt-affected soils. *Journal of Sustainable Agriculture*, 27, 5-50. [http://dx.doi.org/10.1300/J064v27n01\\_03](http://dx.doi.org/10.1300/J064v27n01_03)
- [7]. Flowers, T. J. & Yeo, A. R. (1981). Variability in the resistance of sodium chloride salinity within rice (*Oryza sativa* L.) varieties. *New Phytologist*, 88, 363-373. <http://dx.doi.org/10.1111/j.1469-8137.1981.tb01731.x>
- [8]. Haider, M. Z. & Hossain, M. Z. (2013). Impact of salinity on livelihood strategies of farmers. *Journal of Soil Science and Plant Nutrition*, 13(2), 417. <http://www.scielo.cl/pdf/jsspn/v13n2/aop3313.pdf>
- [9]. Hassan Ebrahimi Rad, Farshid Aref & Mojtaba Rezaei. (2012). Response of Rice to Different Salinity Levels during Different Growth Stages. *Research Journal of Applied Sciences, Engineering and Technology*, 4(17), 3040-3047. <http://maxwellsci.com/print/rjaset/v4-3040-3047.pdf>
- [10]. Joseph, E. A. & Mohanan, K. V. (2013). A Study on the Effect of Salinity Stress on the Growth and Yield of Some Native Rice Cultivars of Kerala State of India. *Agriculture, Forestry and Fisheries*, 2(3), 141-150. <http://dx.doi.org/10.11648/j.aff.20130203.14>
- [11]. Khatun, S., Rizzo, C. A. & Flowers, T. J. (1995). Genotypic variation in the effect of salinity on fertility in rice. *Plant and Soil*, 173 (2), pp. 239-250. <http://dx.doi.org/10.1007/BF00011461>
- [12]. Maclean, J. L., Dawe, D. C., Hardy, B. & Hattell, G. P. (2002). Rice Almanac. III Edition. CABI Publishing, Wallingford, Oxon. p. 253. [www.pubmedcentralcanada.ca/pmcc/articles/PMC4244853/](http://www.pubmedcentralcanada.ca/pmcc/articles/PMC4244853/)
- [13]. Mahmood, A., Latif, T. & Khan, M. A. (2009). Effect of Salinity on Growth, Yield and Yield Components in Basmati Rice Germplasm. *Pakistan Journal of Botany*, 41(6), 3037. [http://www.pakbs.org/pjbot/PDFs/41\(6\)/PJB41\(6\)3035.pdf](http://www.pakbs.org/pjbot/PDFs/41(6)/PJB41(6)3035.pdf)
- [14]. Motamed, M. K., Asadi, R., Razaeei, M. & Amiri, E. (2008). Response of high yielding rice varieties to NaCl salinity in greenhouse circumstances. *African Journal of Biotechnology*, 7(21), pp. 3866-3873. <http://www.ajol.info/index.php/ajb/article/download/59458/47750>
- [15]. Rashid, M. H. & Shama Nasrin, (2014). Productivity and Preference of Salt Tolerant Boro Rice Varieties in Saline Non-gher and Gher Ecosystem. *Bangladesh Rice Journal*, 18(1&2), 18-23. <http://dx.doi.org/10.3329/brj.v18i1-2.22996>
- [16]. Sarwar, M. & Khan, M. H. (2007). Sea Level Rise: A Threat to the Coast of Bangladesh. *International Quarterly for Asian Studies*, 38(3/4), 375-400. [http://www.ajssh.leena-luna.co.jp/AJSSHPDFs/Vol.3\(1\)/AJSSH2014\(3.1-02\).pdf](http://www.ajssh.leena-luna.co.jp/AJSSHPDFs/Vol.3(1)/AJSSH2014(3.1-02).pdf)
- [17]. Siddique, A. B., Islam, M. R., Hoque, M. A., Hasan, M. M., Rahman, M. T. & Uddin, M. M. (2015). Mitigation of Salt Stress by Foliar Application of Proline in Rice. *Universal Journal of Agricultural Research*, 3(3), 81-88. <http://dx.doi.org/10.13189/ujar.2015.030303>
- [18]. Singh, R. K., Redoña, E. D. & Refuerzo, L. (2010). Varietal improvement for abiotic stress tolerance in crop plants: special reference to salinity in rice. In: A. Pareek, S. K. Sopory, H. J. Bohnert, and Govindjee (eds), *Abiotic Stress Adaptation in Plants: Physiological, Molecular and*

- Genomic Foundation, 387-415. Springer, Dordrecht, the Netherlands.  
[http://dx.doi.org/10.1007/978-90-481-3112-9\\_18](http://dx.doi.org/10.1007/978-90-481-3112-9_18)
- [19]. Sinha, D. D., Singh, A. N. & Singh, U. S. (2014). Site Suitability Analysis for Dissemination of Salt-Tolerant Rice Varieties in Southern Bangladesh. The International Archives of the Photogrammetry, Remote Sensing and Spatial Information Sciences, XL-8, 961-966.  
<http://dx.doi.org/10.5194/isprsarchives-XL-8-961-2014>
- [20]. Tania Sultana, Rabiul Islam, Md. Shah Newaz Chowdhury, Md. Shariful Islam, Md. Elias Hossain & Md. Meftaul Islam, (2014). Performance Evaluation of Two Rice Varieties under Different Levels of NaCl Salinity Stress. *Bangladesh Research Publication Journal*, 10(2), 186.  
<http://www.bdresearchpublications.com/admin/journal/upload/1410023/1410023.pdf>
- [21]. Yeo, A. R. & Flowers, T. J. (1986). Salinity Resistance in Rice (*Oryza sativa* L.) and a Pyramiding Approach to Breeding Varieties for Saline Soils. *Australian Journal of Plant Physiology*, 13(1), 161-173. <http://dx.doi.org/10.1071/PP9860161>
- [22]. Zeng, L. & Shannon, M. C. (2000). Salinity effects on seedling growth and yield components of rice. *Crop Science*, 40, 996-1003. <http://dx.doi.org/10.2135/cropsci2000.404996x>.
- [23]. Zeng, L., Shannon, M. C. & Grieve, C. M. (2002). Evaluation of salt tolerance in rice genotypes by multiple agronomic parameters. *Euphytica*. 127 (2), 235- 245.  
<http://dx.doi.org/10.1023/A:1020262932277>

### How to cite this article?

#### APA (American Psychological Association)

Hossain, M. E., Haque, A. N. A., Haque, M. E. & Heng, L. (2016). Performance and productivity of *boro* rice varieties cultivated in saline area of Satkhira. *Journal of Bioscience and Agriculture Research*, 08(02), 726-733.

#### MLA (Modern Language Association)

Hossain, M. E., Haque, A. N. A., Haque, M. E. & Heng, L. "Performance and productivity of *boro* rice varieties cultivated in saline area of Satkhira." *Journal of Bioscience and Agriculture Research*, 08.02 (2016), 726-733.

#### Chicago/Turabian

Hossain, M. E., Haque, A. N. A., Haque, M. E. & Heng, L. "Performance and productivity of *boro* rice varieties cultivated in saline area of Satkhira." *Journal of Bioscience and Agriculture Research*, 08, no. 02(2016), 726-733.